


# The Ultimate Guide to Safeguarding Your Valuables at Home

In an era where technology and connectivity reign supreme, our homes have become havens for precious possessions that hold both monetary and sentimental value. From priceless heirlooms to sensitive documents and electronics, safeguarding these valuables is paramount to ensure their protection and your peace of mind.

This comprehensive guide will delve into the best practices and essential tips to help you create an impregnable fortress for your valuables at home. By implementing these strategies, you can rest assured that your cherished possessions remain safe and secure within your sanctuary.



## Hiding & Storing Your Gold, Silver & Other Valuables: Discover 50 Ideal Places: Best Way To Keep Valuables Safe At Home by Red M

★★★★★ 5 out of 5

Language : English  
File size : 7717 KB  
Text-to-Speech : Enabled  
Enhanced typesetting : Enabled  
X-Ray for textbooks : Enabled  
Print length : 99 pages  
Lending : Enabled  
Screen Reader : Supported



## Physical Security Measures

Establishing physical barriers is the foundation of home security. These measures deter potential intruders and minimize the risk of unauthorized access to your valuables:

- **Install a Security System:** An alarm system with motion sensors, door contacts, and glass break detectors alerts you to any suspicious activity and deters burglars.
- **Secure Entry Points:** Reinforce doors and windows with strong locks, deadbolts, and security bars. Consider installing shatterproof glass or window sensors to prevent unwanted entry.
- **Limit Access:** Control who has access to your home and keep track of spare keys. Consider using smart locks with keyless entry or fingerprint identification.
- **Enhance Lighting:** Illuminate the exterior of your home with motion-activated floodlights. This deters intruders and makes it easier to identify potential threats.

## Concealment and Camouflage

Hiding your valuables is another effective strategy to protect them from prying eyes:

- **Use Hidden Safes:** Install wall safes, under-bed boxes, or decoy safes to conceal valuables from plain sight. Ensure they are firmly anchored and tamper-proof.
- **Camouflage Valuables:** Store jewelry, cash, and other valuables in ordinary-looking containers, such as old shoe boxes or books. This disguises their contents.

- **Create Secret Stashes:** Hide valuables in inconspicuous places, such as behind loose floorboards, in air vents, or within the walls. Consider using magnetic locks or RFID readers for discreet access.

## Digital Protection

In today's digital age, safeguarding your electronic devices and data is equally important:

- **Strong Passwords:** Use complex and unique passwords for all devices and online accounts. Enable multi-factor authentication for added security.
- **Antivirus and Malware Protection:** Install reputable antivirus software and keep it up to date. This prevents malicious software from compromising your devices and data.
- **Backups:** Regularly back up important data on external hard drives or cloud services to protect against data loss due to theft, damage, or ransomware attacks.
- **Smart Home Integration:** Link your security system to your smartphone or tablet to monitor your home remotely and receive alerts in case of emergencies.

## Documentation and Insurance

Proper documentation and insurance provide valuable peace of mind and facilitate recovery in case of a mishap:

- **Detailed Inventory:** Create a detailed inventory of your valuables, including descriptions, photos, and serial numbers. This helps with insurance claims and recovery efforts.

- **Home Insurance:** Ensure your home insurance policy covers the value of your valuables. Consider purchasing additional riders for specific items, such as jewelry or antiques.
- **Keep Documents Secure:** Store important documents, such as passports, birth certificates, and financial records, in a fireproof and waterproof safe or deposit box.


### **Additional Tips**

- **Be Discreet:** Avoid flaunting your valuables on social media or leaving them in visible places.
- **Trustworthy Individuals:** Inform a trusted neighbor, friend, or family member about your security measures in case of an emergency.
- **Educate Your Children:** Teach your children about the importance of home security and involve them in safety precautions.
- **Regular Home Inspections:** Conduct regular home inspections to identify any potential security vulnerabilities and make necessary repairs or upgrades.

Safeguarding your valuables at home requires a comprehensive approach that involves physical security, concealment, digital protection, documentation, and additional measures. By implementing these best practices, you can create a secure and protected environment for your precious possessions, ensuring their safety and preserving their value for years to come.

Remember, prevention is always better than cure. By investing in effective security measures and adopting proactive strategies, you can minimize the

risk of theft, damage, or loss, and enjoy the peace of mind that comes with knowing your valuables are secure.



## Hiding & Storing Your Gold, Silver & Other Valuables: Discover 50 Ideal Places: Best Way To Keep Valuables Safe At Home by Red M


★★★★★ 5 out of 5

Language : English  
File size : 7717 KB  
Text-to-Speech : Enabled  
Enhanced typesetting : Enabled  
X-Ray for textbooks : Enabled  
Print length : 99 pages  
Lending : Enabled  
Screen Reader : Supported



## Performing Asian American Women On Screen And Scene

The representation of Asian American women on screen and stage has undergone a significant evolution in recent decades, reflecting the growing visibility and influence of the...



## Girl Can Draw: A Spirited and Inspiring Play by Joe Penhall

Prologue In the realm of contemporary drama, Joe Penhall's "Girl Can Draw" stands as a beacon of inspiration and thought-provoking storytelling. This...