


The Art of Cross-Stitching Royston Morris' Train Masterpieces: A Detailed Analysis and Guide

Immerse yourself in the captivating world of cross-stitching with Royston Morris's awe-inspiring train patterns. Known for their intricate details and stunning realism, these patterns offer a unique and rewarding experience for enthusiasts alike.

A Master of Cross-Stitch: Royston Morris's Legacy



Train 2 Cross Stitch Pattern by Royston Morris

★★★★☆ 4 out of 5


Language : English
File size : 1766 KB
Text-to-Speech : Enabled
Screen Reader : Supported
Enhanced typesetting : Enabled
Print length : 9 pages



Royston Morris, born in 1954, is a British artist and cross-stitch designer who has captivated the crafting world with his masterful creations. With a passion for trains and engineering, Morris's designs showcase a deep understanding of his subjects, capturing the essence of these magnificent machines with remarkable accuracy and attention to detail.

Morris's journey in cross-stitching began in the 1990s, when he created his first train-inspired pattern. Since then, he has become renowned for his exceptional designs, which feature iconic locomotives, carriages, and railways from around the world.


Unveiling the Complexity of Morris's Patterns



Morris's patterns are characterized by their exceptional level of detail and complexity. Each design is meticulously crafted, with countless stitches and color variations used to create stunning representations of trains. The patterns are typically large, ranging from 300 stitches in width to 1500 stitches in length, offering a significant challenge and an extended period of stitching enjoyment.

Morris's patterns are known for their intricate shading and blending of colors, which gives his designs a lifelike quality. By utilizing a wide range of thread colors, he achieves smooth transitions and creates the illusion of depth and texture, making his trains appear as if they could roll off the canvas.

Embarking on a Stitching Adventure: Tips for Success



Tackling one of Royston Morris's cross-stitch patterns can be a rewarding and fulfilling endeavor. However, it's essential to approach these projects with a well-prepared mindset and the right techniques. Here are a few tips to set you up for success:

- **Choose the right fabric:** Opt for high-quality Aida fabric, which is evenly woven and provides a stable base for your stitches.
- **Use high-quality thread:** Invest in embroidery floss made from durable materials such as cotton or silk. This will ensure your stitches retain their vibrancy and longevity.
- **Follow the pattern meticulously:** Morris's patterns are highly detailed, so pay close attention to each symbol and color code. This will prevent any mistakes and ensure an accurate representation of the design.
- **Take your time:** These patterns are complex and require patience and precision. Don't rush the process; take your time to ensure each stitch is even and secure.
- **Experiment with different stitches:** Morris's patterns often incorporate various stitches, such as cross-stitches, backstitches, and satin stitches. Experiment with different techniques to add depth and interest to your work.

Showcasing Your Completed Masterpiece




Once you've completed your Royston Morris masterpiece, it's time to proudly display your hard work. Framing your cross-stitch will not only protect it from damage but also enhance its visual appeal.

Consider using a frame that complements the style of the train and the overall color scheme of your decor. A simple, wooden frame can provide a classic and timeless look, while a more ornate frame can add a touch of elegance and sophistication.

: The Enduring Legacy of Royston Morris

Royston Morris's cross-stitch patterns are a testament to his passion for trains and his exceptional artistic skills. His designs offer a unique and challenging experience for cross-stitch enthusiasts, allowing them to create stunning representations of these iconic machines.

Whether you're a seasoned cross-stitcher or a newcomer to the craft, tackling a Royston Morris pattern is an endeavor that promises both enjoyment and a deep sense of accomplishment. Embrace the challenge, follow the tips provided, and immerse yourself in the rewarding world of railway cross-stitch.



Train 2 Cross Stitch Pattern by Royston Morris


★★★★☆ 4 out of 5

- Language : English
- File size : 1766 KB
- Text-to-Speech : Enabled
- Screen Reader : Supported
- Enhanced typesetting : Enabled
- Print length : 9 pages



Performing Asian American Women On Screen And Scene

The representation of Asian American women on screen and stage has undergone a significant evolution in recent decades, reflecting the growing visibility and influence of the...



Girl Can Draw: A Spirited and Inspiring Play by Joe Penhall

Prologue In the realm of contemporary drama, Joe Penhall's "Girl Can Draw" stands as a beacon of inspiration and thought-provoking storytelling. This...