


Mastering the BDS IIIrd Year Last 25 Years Solved Questions: A Comprehensive Guide

The BDS IIIrd Year Last 25 Years Solved Questions is a valuable resource for students preparing for their final exams. Solving past papers can help you identify your strengths and weaknesses, get a feel for the exam format, and improve your time management skills.

This article will provide you with a comprehensive guide to mastering the BDS IIIrd Year Last 25 Years Solved Questions. We will cover the benefits of solving past papers, tips for effective preparation, and a detailed analysis of the question paper pattern. Additionally, we will include a list of the most important topics to focus on and a sample study plan.

There are many benefits to solving past papers, including:



Mastering the BDS IIIrd Year (Last 25 Years Solved Questions) by Hemant Gupta

★★★★☆ 4.5 out of 5

Language : English

File size : 41669 KB

Screen Reader : Supported

Print length : 698 pages



- **Identify your strengths and weaknesses.** Solving past papers can help you identify the areas where you are strong and the areas where you need to improve. This information can be used to tailor your study

plan and focus your efforts on the areas where you need the most help.

- **Get a feel for the exam format.** Solving past papers can help you get a feel for the format of the exam. This will help you to avoid any surprises on the day of the exam and will allow you to allocate your time wisely.
- **Improve your time management skills.** Solving past papers can help you improve your time management skills. By practicing under timed conditions, you can learn to pace yourself and ensure that you have enough time to complete all of the questions.
- **Reduce your anxiety.** Solving past papers can help to reduce your anxiety about the exam. By familiarizing yourself with the exam format and the types of questions that you can expect, you can reduce your stress levels and improve your overall performance.

Here are some tips for effective preparation using the BDS IIIrd Year Last 25 Years Solved Questions:

- **Start early.** Don't wait until the last minute to start solving past papers. The sooner you start, the more time you will have to identify and address your weaknesses.
- **Create a study schedule.** Set aside a specific time each day or week to solve past papers. This will help you to stay on track and ensure that you are making progress.
- **Simulate exam conditions.** When solving past papers, try to simulate exam conditions as much as possible. This means working under timed conditions and using a pen and paper.

- **Review your answers.** After you have solved a past paper, take some time to review your answers. This will help you to identify the areas where you made mistakes and to learn from your errors.
- **Seek help when needed.** If you are struggling with a particular topic, don't hesitate to seek help from your professors, classmates, or a tutor.

The BDS IIIrd Year Last 25 Years Solved Questions consists of two parts:

- **Part A:** This part consists of 100 multiple-choice questions. Each question is worth 1 mark.
- **Part B:** This part consists of 10 short-answer questions. Each question is worth 5 marks.

The following table provides a detailed breakdown of the question paper pattern:

Topic	Number of Questions	Marks
Oral Surgery	25	25
Prosthodontics	25	25
Conservative Dentistry	25	25
Orthodontics	25	25

Based on the question paper pattern, the following are the most important topics to focus on when preparing for the BDS IIIrd Year Last 25 Years Solved Questions:

- **Oral Surgery:**
 - Extractions
 - Surgical procedures

- Trauma management
- **Prosthodontics:**
 - Removable prostheses
 - Fixed prostheses
 - Implant dentistry
- **Conservative Dentistry:**
 - Restorations
 - Endodontics
 - Periodontics
- **Orthodontics:**
 - Diagnosis and treatment planning
 - Orthodontic appliances
 - Surgical orthodontics

Here is a sample study plan that you can use to prepare for the BDS IIIrd Year Last 25 Years Solved Questions:

Week 1:

- **Monday:** Solve Part A of a past paper.
- **Tuesday:** Review your answers and identify your weaknesses.
- **Wednesday:** Study the topics that you identified as weak.

- **Thursday:** Solve Part B of a past paper.
- **Friday:** Review your answers and identify your weaknesses.
- **Saturday:** Study the topics that you identified as weak.
- **Sunday:** Rest.

Weeks 2-4:

- **Repeat the study plan outlined for Week 1.**

Week 5:


- **Monday:** Take a mock exam under timed conditions.
- **Tuesday:** Review your mock exam and identify your weaknesses.
- **Wednesday:** Study the topics that you identified as weak.
- **Thursday:** Take another mock exam under timed conditions.
- **Friday:** Review your mock exam and identify your weaknesses.
- **Saturday:** Study the topics that you identified as weak.
- **Sunday:** Rest.

Week 6:

- **Continue to study the most important topics and practice solving past papers under timed conditions.**

By following the tips and strategies outlined in this article, you can master the BDS IIIrd Year Last 25 Years Solved Questions and improve your

chances of success in the final exams. Remember to start early, create a study schedule, simulate exam conditions, review your answers, and seek help when needed. With hard work and dedication, you can achieve your goals and become a successful dental professional.



Mastering the BDS 3rd Year (Last 25 Years Solved Questions) by Hemant Gupta

★★★★☆ 4.5 out of 5

Language : English

File size : 41669 KB


Screen Reader: Supported

Print length : 698 pages



Performing Asian American Women On Screen And Scene

The representation of Asian American women on screen and stage has undergone a significant evolution in recent decades, reflecting the growing visibility and influence of the...



Girl Can Draw: A Spirited and Inspiring Play by Joe Penhall

Prologue In the realm of contemporary drama, Joe Penhall's "Girl Can Draw" stands as a beacon of inspiration and thought-provoking storytelling. This...