

# How to Read Music For Beginners: A Comprehensive Guide



## Learn To Play Musical Instruments: Playing The Music Correctly: How To Read Music For Beginners

★★★★★ 5 out of 5

Language : English  
File size : 1263 KB  
Text-to-Speech : Enabled  
Enhanced typesetting : Enabled  
Print length : 415 pages

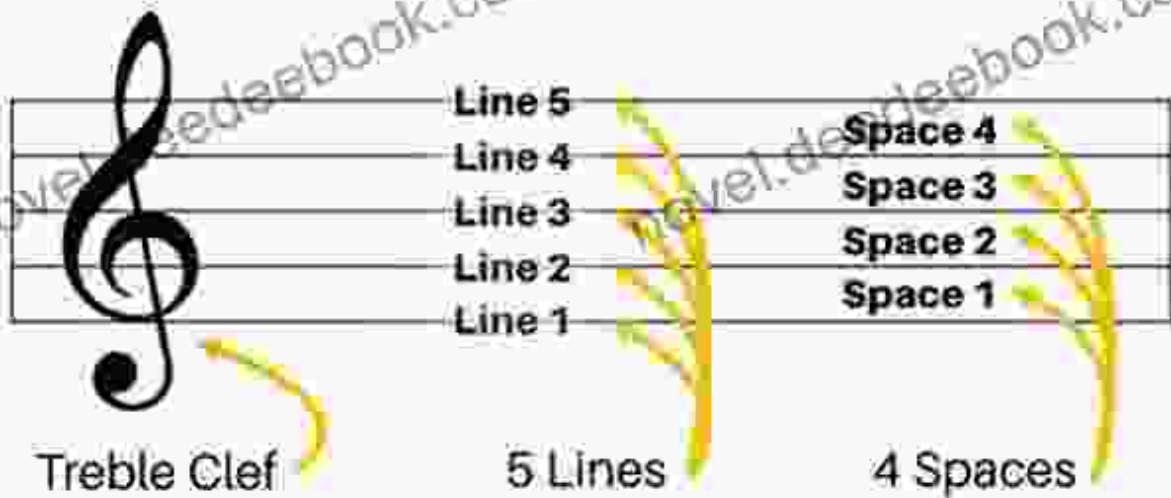


Learning to read music can be daunting, but it's an essential skill for any aspiring musician. This comprehensive guide will walk you through the basics of music notation, from the staff to the notes and rhythms. By the end of this guide, you'll be able to read and understand simple musical scores.

### The Staff











The staff is the foundation of music notation. It consists of five horizontal lines and four spaces. The lines and spaces represent different musical pitches, from low to high.

# THE TREBLE STAFF



## The Notes





There are seven basic musical notes: C, D, E, F, G, A, and B. Each note is represented by a different symbol on the staff. The symbols are called note heads.

Name	Note	Rest	Length
Whole Note			4 beats
Half Note			2 beats
Quarter Note			1 beat
Eighth Note			1/2 beat
Sixteenth Note			1/4 beat

## The Rhythms

Rhythm is the pattern of beats in music. The different types of rhythms are represented by different symbols. The most common rhythm symbols are:

- Whole note: A filled-in circle
- Half note: A filled-in circle with a stem
- Quarter note: A filled-in circle with a stem and a flag
- Eighth note: A filled-in circle with a stem and two flags
- Sixteenth note: A filled-in circle with a stem and three flags

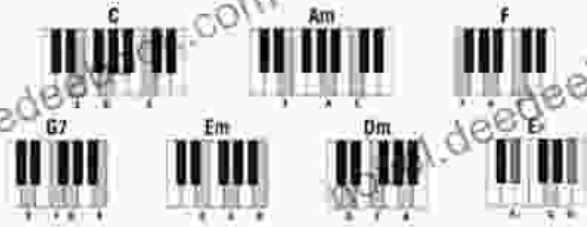
Symbol	Rhythm Name	Notation Name
	ta	Quarter Note
	ti-ti	2 Eighth Notes
	---	Quarter Note Rest
	tika-tika	4 Sixteenth Notes
	too	Half Note
	ti-tika	Eighth Note 2 Sixteenth Notes
	tika-ti	2 Sixteenth Notes Eighth Note
	tum-ti	Dotted Quarter Note Eighth Note
	syn-co-pa	Eighth Note, Quarter Note, Eighth Note
	tim-ka	Dotted Eighth Note Sixteenth Note

### Putting It All Together

Now that you know the basics of music notation, you can start putting it all together to read simple musical scores. Here's an example of a simple melody:

# Unchained Melody

from the Motion Picture UNCHAINED



Lyrics by Zaret  
Music by Alex North

Moderately slow



© 1955 (Renewed Term) Music Publishing, LLC and © 1955 (Renewed Term) Music Publishing, LLC  
All Rights Reserved. Used by Permission.

This melody is in the key of C major. The first note is a C, the second note is a D, the third note is an E, and so on. The rhythm of the melody is a quarter note followed by an eighth note. The time signature of the melody is 4/4, which means that there are four beats per measure and each quarter note gets one beat.

Learning to read music takes time and practice, but it's a rewarding skill that will open up a world of music to you. With a little effort, you'll be able to read and understand even complex musical scores.



## Learn To Play Musical Instruments: Playing The Music Correctly: How To Read Music For Beginners


★★★★★ 5 out of 5

Language : English  
File size : 1263 KB  
Text-to-Speech : Enabled  
Enhanced typesetting : Enabled  
Print length : 415 pages



## Performing Asian American Women On Screen And Scene

The representation of Asian American women on screen and stage has undergone a significant evolution in recent decades, reflecting the growing visibility and influence of the...



## Girl Can Draw: A Spirited and Inspiring Play by Joe Penhall

Prologue In the realm of contemporary drama, Joe Penhall's "Girl Can Draw" stands as a beacon of inspiration and thought-provoking storytelling. This...

