


How To Use Envelopes Sound Design For Beginners: The Ultimate Guide

Envelopes are an essential part of sound design, and they can be used to create a wide range of effects. In this article, we'll show you how to use envelopes to control the volume, panning, and pitch of your sounds. We'll also provide some tips on how to use envelopes creatively to create your own unique soundscapes.



SYNTHESIZER COOKBOOK: How to Use Envelopes (Sound Design for Beginners Book 3) by Screech House

★★★★☆ 4 out of 5

Language	: English
File size	: 2030 KB
Text-to-Speech	: Enabled
Screen Reader	: Supported
Enhanced typesetting	: Enabled
Word Wise	: Enabled
Print length	: 71 pages
Lending	: Enabled



What Are Envelopes?

Envelopes are simply curves that control the level of a sound over time. They can be used to create a variety of effects, such as fades, swells, and attacks. Envelopes are typically created using a software synthesizer, but they can also be created manually using a MIDI controller.

How To Use Envelopes

There are three main types of envelopes: amplitude envelopes, panning envelopes, and pitch envelopes. Amplitude envelopes control the volume of a sound, panning envelopes control the panning of a sound, and pitch envelopes control the pitch of a sound.

To use an envelope, you simply need to create a curve that represents the desired level of the sound over time. The curve can be linear, exponential, or any other shape that you desire.


Once you have created an envelope, you can assign it to a sound. The envelope will then control the level of the sound over time.

Creative Uses For Envelopes

Envelopes can be used to create a wide range of creative effects. Here are a few ideas:

- Create a fade-in or fade-out effect by using an amplitude envelope.
- Use a panning envelope to create a panning effect, such as a sound that moves from left to right.
- Use a pitch envelope to create a pitch shift effect, such as a sound that rises in pitch over time.
- Combine multiple envelopes to create complex effects, such as a sound that fades in, pans from left to right, and rises in pitch over time.

Envelopes are a powerful tool that can be used to create a wide range of effects in sound design. By understanding how to use envelopes, you can create your own unique soundscapes and add depth and interest to your music.



SYNTHESIZER COOKBOOK: How to Use Envelopes (Sound Design for Beginners Book 3) by Screech House


★★★★☆ 4 out of 5

Language : English
File size : 2030 KB
Text-to-Speech : Enabled
Screen Reader : Supported
Enhanced typesetting : Enabled
Word Wise : Enabled
Print length : 71 pages
Lending : Enabled



Performing Asian American Women On Screen And Scene

The representation of Asian American women on screen and stage has undergone a significant evolution in recent decades, reflecting the growing visibility and influence of the...



Girl Can Draw: A Spirited and Inspiring Play by Joe Penhall

Prologue In the realm of contemporary drama, Joe Penhall's "Girl Can Draw" stands as a beacon of inspiration and thought-provoking storytelling. This...

