


# Fundamentals of Corner to Corner (C2C) for Dummies: A Comprehensive Guide

Corner to Corner (C2C) crochet is a versatile and beginner-friendly technique that allows you to create a wide variety of projects, from blankets and scarves to coasters and wall hangings. This comprehensive guide will provide you with all the essential information you need to get started with C2C and create your own stunning projects.

To start C2C crochet, you will need the following materials:

- Yarn: Any weight yarn can be used, but worsted weight yarn is a good choice for beginners.
- Crochet hook: The size of the hook will depend on the weight of the yarn you are using.
- Scissors
- Yarn needle

The only two stitches used in C2C are the double crochet (dc) and the chain (ch).



## Fundamentals Of Conner To Conner For Dummies

★★★★★ 5 out of 5

Language : English  
File size : 25722 KB  
Text-to-Speech : Enabled  
Screen Reader : Supported  
Enhanced typesetting: Enabled  
Print length : 109 pages  
Lending : Enabled



- **Double crochet (dc):** To make a dc, yarn over (yo) the hook, insert the hook into the next stitch, yo, and pull up a loop. Yo again and pull through both loops on the hook.
- **Chain (ch):** To make a ch, yo the hook and pull through the loop on the hook.

To create a C2C square, follow these steps:

1. Ch 3.
2. Dc in the 3rd ch from the hook.
3. Ch 2, dc in the next ch.
4. Repeat steps 3 until you have 3 dcs in each of the first 2 rows.
5. Turn your work and ch 3. Dc in the first st.
6. Ch 2, dc in the next 2 sts.
7. Repeat steps 6-7 until you have 4 dcs in each row.
8. Continue increasing in this manner until you have reached the desired size for your square.


To change colors in C2C, simply cut the old color and tie on the new color at the beginning of a row.

Once you have finished crocheting your C2C project, you will need to finish it off. To do this, cut the yarn and pull it through the last loop on the hook.

Weave in any loose ends using a yarn needle.

- Use a light-colored yarn for your first project so that you can see the stitches easily.
- Count your stitches regularly to make sure you are not missing any.
- Don't be afraid to make mistakes! Everyone makes mistakes when they are first learning to crochet.
- Practice makes perfect! The more you practice C2C, the easier it will become.

With a little practice, you will be able to master C2C crochet and create beautiful projects of your own. This versatile technique is perfect for a variety of projects, so let your creativity soar and enjoy the process of making something special.



## Fundamentals Of Corner To Corner For Dummies

★★★★★ 5 out of 5


Language : English  
File size : 25722 KB  
Text-to-Speech : Enabled  
Screen Reader : Supported  
Enhanced typesetting : Enabled  
Print length : 109 pages  
Lending : Enabled





## Performing Asian American Women On Screen And Scene

The representation of Asian American women on screen and stage has undergone a significant evolution in recent decades, reflecting the growing visibility and influence of the...



## Girl Can Draw: A Spirited and Inspiring Play by Joe Penhall

Prologue In the realm of contemporary drama, Joe Penhall's "Girl Can Draw" stands as a beacon of inspiration and thought-provoking storytelling. This...