

# Fun with the Tin Whistle: A Beginner's Guide to Irish Music



The tin whistle is a simple yet versatile instrument that is easy to learn and play. It is a great way to get started with Irish music, and it can also be used in a variety of other genres. In this article, we will provide a beginner's

guide to playing the tin whistle, including how to hold it, finger it, and blow into it. We will also provide some tips for playing some basic Irish tunes.



## Fun With the Tin Whistle by Screech House

★★★★☆ 4.2 out of 5

Language : English

File size : 22865 KB

Screen Reader: Supported

Print length : 40 pages

Lending : Enabled

Item Weight : 7 ounces

Dimensions : 5.83 x 0.31 x 8.27 inches



## What is a Tin Whistle?


A tin whistle is a type of fipple flute that is typically made of metal. It has a simple construction, with a mouthpiece at one end and a series of holes along the body. The player blows into the mouthpiece and covers the holes with their fingers to create different notes. Tin whistles are available in a variety of keys, the most common being D and C.

## How to Hold the Tin Whistle

To hold the tin whistle, place your left hand at the top of the instrument, with your thumb on the back and your fingers covering the first three holes. Your right hand should be placed at the bottom of the instrument, with your thumb on the back and your fingers covering the remaining three holes. Make sure that you hold the whistle loosely and relaxed.

## How to Finger the Tin Whistle

The fingerings for the tin whistle are relatively simple. The following diagram shows the fingering for the notes in the key of D:



## How to Blow into the Tin Whistle

To blow into the tin whistle, place your lips over the mouthpiece and blow gently. You should feel the air flowing through the mouthpiece and into the whistle. Make sure that you do not blow too hard, or you will not be able to produce a clear sound.

## Playing Basic Irish Tunes

Once you have mastered the basics of holding, fingering, and blowing the tin whistle, you can start playing some basic Irish tunes. The following are some of the most popular Irish tunes for beginners:

- The Irish Rover

- Danny Boy
- The Wild Rover
- Molly Malone
- The Rose of Tralee

## Tips for Playing the Tin Whistle

Here are a few tips to help you play the tin whistle:


- Start slowly and gradually increase your speed as you become more comfortable with the fingering.
- Use a light touch when fingering the holes. Pressing too hard will make it difficult to produce a clear sound.
- Blow gently into the mouthpiece. Blowing too hard will make the whistle sound sharp.
- Practice regularly. The more you practice, the better you will become at playing the tin whistle.
- Have fun! Playing the tin whistle should be enjoyable. If you are not having fun, you are less likely to practice and improve.

The tin whistle is a fun and easy-to-learn instrument that is perfect for beginners. With a little practice, you can be playing Irish tunes in no time. So what are you waiting for? Pick up a tin whistle today and start making some music!

**Fun With the Tin Whistle** by Screech House

★★★★☆ 4.2 out of 5

Language : English




File size : 22865 KB  
Screen Reader : Supported  
Print length : 40 pages  
Lending : Enabled  
Item Weight : 7 ounces  
Dimensions : 5.83 x 0.31 x 8.27 inches



## Performing Asian American Women On Screen And Scene

The representation of Asian American women on screen and stage has undergone a significant evolution in recent decades, reflecting the growing visibility and influence of the...



## Girl Can Draw: A Spirited and Inspiring Play by Joe Penhall

Prologue In the realm of contemporary drama, Joe Penhall's "Girl Can Draw" stands as a beacon of inspiration and thought-provoking storytelling. This...