


Beginner's Guide to Tools, Techniques, and Materials for Creative Projects

Embarking on creative projects can be both exhilarating and daunting for beginners. With countless tools, techniques, and materials available, it can be overwhelming to know where to start. This beginner's guide aims to provide a comprehensive roadmap to help you navigate this exciting realm, empowering you to create beautiful and meaningful works of art.



Introduction to Rug Hooking: A Beginner's Guide to Tools, Techniques, and Materials

★★★★☆ 4.8 out of 5

Language : English
File size : 102030 KB
Text-to-Speech : Enabled
Screen Reader : Supported
Enhanced typesetting : Enabled
Print length : 147 pages
Lending : Enabled



Essential Tools

Whether you're drawn to painting, drawing, sculpting, jewelry making, or photography, certain tools are essential for any creative endeavor. These include:

- **Brushes:** A variety of brushes, including different shapes and sizes, is crucial for applying paint, inks, and glazes.

- **Canvases and Surfaces:** Canvases, papers, and other surfaces provide the foundation for your creations, so choose them carefully based on the medium you're using.
- **Pencils and Charcoal:** Essential for sketching, drawing, and outlining, pencils and charcoal come in various grades and hardness levels.
- **Sculpting Tools:** Depending on the sculpting medium you choose, essential tools include clay tools, carving tools, and modeling tools.
- **Jewelry Making Tools:** Pliers, wire cutters, hammers, and mandrels are essential for working with metals, beads, and other materials in jewelry making.
- **Photography Equipment:** A camera is a must-have for capturing images, but lenses, tripods, and lighting equipment can greatly enhance your results.

Core Techniques

Mastering a few core techniques is fundamental for success in any creative field:

- **Composition:** Understanding the principles of composition, such as balance, contrast, and focal point, is key for creating visually pleasing works.
- **Color Theory:** Familiarize yourself with color theory, including color mixing, hues, and values, to create harmonious and impactful color schemes.
- **Perspective:** Learn techniques to create depth and dimension in your paintings or drawings, such as one-point perspective and two-point

perspective.

- **Sculpting Techniques:** Explore different sculpting techniques, such as additive sculpting (adding material) and subtractive sculpting (removing material).
- **Jewelry Making Techniques:** Master basic jewelry making techniques, such as wire wrapping, beading, and soldering.
- **Photography Techniques:** Understand the basics of photography, including aperture, shutter speed, and ISO, to control light and capture stunning images.

Common Materials

Depending on your chosen creative project, you'll need to familiarize yourself with the appropriate materials:

- **Paints and Inks:** Acrylics, watercolors, oils, and inks are popular painting materials, each with unique characteristics.
- **Clays:** Polymer clays, ceramic clays, and air-dry clays are commonly used for sculpting and modeling.
- **Metals:** Silver, gold, copper, and aluminum are popular metals for jewelry making.
- **Wood:** A versatile material for both woodworking and sculpture, wood comes in various types and grains.
- **Fabrics:** Fabrics are essential for sewing, quilting, and embroidery projects.

- **Digital Tools:** Software programs, such as Photoshop and Illustrator, are invaluable for digital art, photo editing, and graphic design.

Choosing the Right Tools, Techniques, and Materials

The key to successful creative projects lies in selecting the right tools, techniques, and materials for your specific needs. Consider the following factors:


- **Project Type:** Determine the type of project you want to create, as it will dictate the necessary tools and materials.
- **Skill Level:** Choose tools and techniques that are appropriate for your skill level, starting with beginner-friendly options and gradually progressing.
- **Budget:** Establish a budget for your project and choose tools and materials accordingly, considering both quality and affordability.
- **Personal Preferences:** Experiment with different tools and materials to discover what feels comfortable and allows you to express your creativity most effectively.

Resourceful Tips for Beginners

- **Research and Learn:** Explore books, online tutorials, and workshops to acquire knowledge and skills.
- **Practice Regularly:** Consistency is key to developing your abilities, so practice regularly even on small projects.
- **Seek Feedback:** Share your work with others and seek constructive criticism to identify areas for improvement.

- **Experiment and Explore:** Don't be afraid to experiment with different tools, techniques, and materials to discover your unique artistic style.
- **Attend Workshops and Classes:** In-person instruction can provide hands-on guidance and personalized feedback.
- **Join Creative Communities:** Connect with other artists and creatives to share ideas, learn new skills, and gain inspiration.

Delving into the world of creative projects can be an incredibly rewarding experience. By equipping yourself with the essential tools, techniques, and materials, and by following these beginner-friendly tips, you can unlock your creativity and embark on an exciting artistic journey. Remember, practice, perseverance, and a passion for expression will guide you towards creating beautiful and meaningful works of art.



Introduction to Rug Hooking: A Beginner's Guide to Tools, Techniques, and Materials

★★★★☆ 4.8 out of 5


Language : English
File size : 102030 KB
Text-to-Speech : Enabled
Screen Reader : Supported
Enhanced typesetting : Enabled
Print length : 147 pages
Lending : Enabled





Performing Asian American Women On Screen And Scene

The representation of Asian American women on screen and stage has undergone a significant evolution in recent decades, reflecting the growing visibility and influence of the...



Girl Can Draw: A Spirited and Inspiring Play by Joe Penhall

Prologue In the realm of contemporary drama, Joe Penhall's "Girl Can Draw" stands as a beacon of inspiration and thought-provoking storytelling. This...