


Arban Essentials Part Ornaments: The Ultimate Guide to Embellishing Your Instrument

In the realm of music, embellishments serve as intricate adornments that enhance the melodic and rhythmic tapestry of a performance. For wind instrument players, the Arban Essentials Part Ornaments stands as an authoritative guide, providing a comprehensive exploration of these musical embellishments and their application.



Arban's Essentials Part 4 Ornaments: From The Complete Conservatory Method for Cornet or Trumpet (Arban's Essentials for Kindle) by Ken Saul

★★★★☆ 4.6 out of 5

Language : English
File size : 12647 KB
Text-to-Speech : Enabled
Enhanced typesetting : Enabled
Word Wise : Enabled
Print length : 77 pages
Lending : Enabled
Screen Reader : Supported



This guide delves into the rich history, technique, and expressive potential of ornaments, empowering musicians to elevate their performances and captivate audiences. Join us as we embark on a journey through the fascinating world of Arban Essentials Part Ornaments.

Historical Origins of Ornaments

Ornaments have graced musical compositions for centuries, tracing their roots back to the Renaissance and Baroque eras. During this time, embellishments played a crucial role in ornamentation, the art of adding melodic embellishments to written music.

In the 19th century, Jean-Baptiste Arban, a renowned cornet virtuoso and pedagogue, codified many of these ornaments in his landmark method book, the Arban Complete Method for Trumpet.

Types of Ornaments

Arban Essentials Part Ornaments categorizes ornaments into three primary types:

1. **Grace Notes:** These ornaments are fleeting melodic figures that precede the main note, adding a touch of grace and ornamentation.
2. **Trills:** Trills are rapid alternations between two adjacent notes, creating a vibrant and dynamic effect.
3. **Turns:** Turns are embellishments that involve a brief change of direction in the melody, adding a sense of fluidity and expressiveness.

Ornaments in Musical Notation

Ornaments are represented in musical notation using a variety of symbols, each indicating a specific embellishment. These symbols include:

- **Grace notes:** Small notes with a slash through the stem
- **Trills:** A small "tr" above the main note

- **Turns:** An inverted "S" above the main note

Incorporating Ornaments into Performance

The effective use of ornaments requires careful consideration of musical context, style, and personal interpretation. Here are some tips for incorporating ornaments into your performances:

- **Study the original composition:** Examine the composer's markings and ornamentation to gain insights into their intended interpretation.
- **Practice regularly:** Mastering ornaments requires consistent practice. Start with slow tempos and gradually increase the speed as you gain confidence.
- **Listen to recordings:** Listening to reputable performers can provide valuable insights into the use of ornaments in different musical styles.
- **эксперимент:** Don't be afraid to experiment with different interpretations of ornaments. Explore the expressive possibilities and find what resonates with you.

Benefits of Using Ornaments


Incorporating ornaments into your wind instrument playing offers numerous benefits, including:

- **Expressiveness:** Ornaments add depth and expressiveness to your performance, allowing you to convey emotions and interpretation more effectively.
- **Technical virtuosity:** Mastering ornaments demonstrates technical proficiency, earning the admiration of audiences and fellow musicians.

- **Historical authenticity:** Ornaments connect you with the historical traditions of wind instrument playing, adding authenticity to your performances.

Arban Essentials Part Ornaments is an indispensable resource for any wind instrument player seeking to enhance their musical expression. By exploring the types, origins, notation, and performance techniques of ornaments, musicians can unlock a world of embellishments that will elevate their performances to new heights.

Remember, ornaments are not merely decorative additions; they are an integral part of the musical language, capable of transforming ordinary melodies into captivating works of art. Embrace the world of Arban Essentials Part Ornaments, and let your wind instrument sing with newfound expressiveness and virtuosity.



Arban's Essentials Part 4 Ornaments: From The Complete Conservatory Method for Cornet or Trumpet (Arban's Essentials for Kindle) by Ken Saul

★★★★☆ 4.6 out of 5


Language : English
File size : 12647 KB
Text-to-Speech : Enabled
Enhanced typesetting : Enabled
Word Wise : Enabled
Print length : 77 pages
Lending : Enabled
Screen Reader : Supported





Performing Asian American Women On Screen And Scene

The representation of Asian American women on screen and stage has undergone a significant evolution in recent decades, reflecting the growing visibility and influence of the...



Girl Can Draw: A Spirited and Inspiring Play by Joe Penhall

Prologue In the realm of contemporary drama, Joe Penhall's "Girl Can Draw" stands as a beacon of inspiration and thought-provoking storytelling. This...